



United Water

Project CRIA

Template G: Interactive Lists

Wireframes & Pages

Prepared by Melity

DOCUMENT: Wireframes & Pages G

VERSION: 1.0

DATE: Thu Jul 09 2015

TABLE OF CONTENTS

About This Document	3
Sitemap ID: G	4
Sitemap ID Page Listing	5
Wireframes: G	6
Template G Desktop	7
Template G Tablet	8
Template G Mobile	9
Wireframes: G	10
L1.4.2. Account Information (Delete Account)	11
L1.4.4. My Info FAQ	12
L2.1.1 Emergency Info	13
L2.1.6. FAQ Search	14
L2.1.6. FAQ Search Results	15
L2.2. Water Saving Tips	16
3.1. Press & Annoucements	17
3.2. Publications	18
Mobile: Template G	19

About This Document

What is a wireframe?

Wireframes are a page blueprint prior to the visual design used to illustrate the flow of information, document all objects to be included on the page and show the behavior and states of some of these objects. They are not meant to reflect actual design or content.

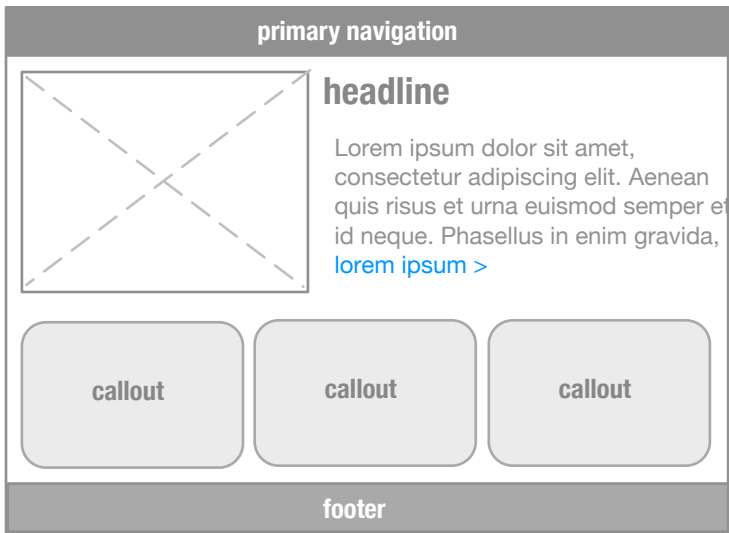
Design aspects for consideration

- Representation of selected content and functionality that will reside on a page to bring the strategic concept to life.
- An allocation of page real estate to illustrate priority and placement.
- Intent of copy - indicative of the eventual design. This includes titles, labels, links, prompts and instructions.
- Schematic that identifies key page areas (modules).
- Direction for visual design explorations.

Aspects not for wireframe review


- Final copy or branding treatments
- The design/look&feel of the page
- Representation of the specific photography to be used
- The final layout of future content and functionality

Wireframe example

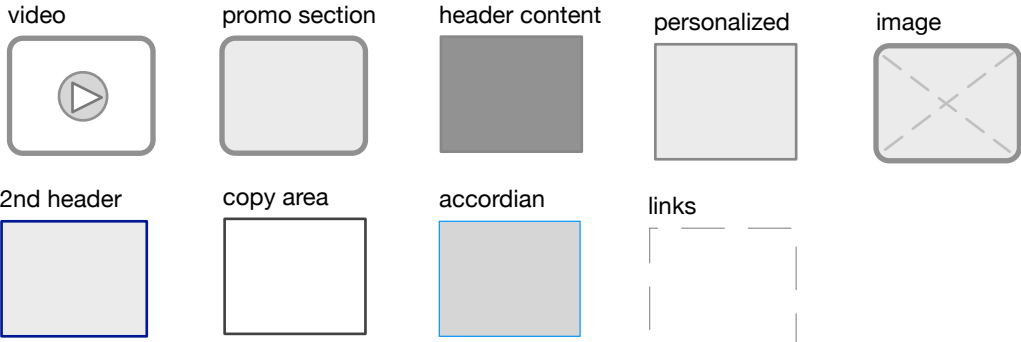


Legend

form elements



modular elements





United Water

Sitemap ID: G

Page Listing

SITEMAP ID: A

- L1.4.4 My Info FAQ
 - L2.1.1 Emergency Info
 - L2.2 Contact Customer Service
 - L2.1.6 FAQ Search Results
 - L3.2 Water Saving Tips
 - 3.1 Press & Announcements
 - 3.2 Publications
 - 4.1.2 Current Openings
 - 4.3.2 FAQ
 - 5.0 Search Results
 - LNS5.0 Search Results
 - LIA5.0 Search Results
 - L5.0 Search Results
 - L1.5.1 Billing & Payments FAQ
 - L1.5.2 Offline & Online Account FAQ
 - L1.5.3 Water Service FAQ
 - L1.5.4 Service Appointment FAQ
 - L1.5.5 Contact Us
 - L2.1.2 Services & Appointments
 - L2.1.3 Billing & Payments FAQ
 - L2.1.4 Offline & Online Account FAQ
 - L2.1.5 Water Service FAQ
 - L2.1.1 Emergency FAQ
 - L3.1.4 Water FAQ
 - LNS2.1.1 Emergency Info
 - LNS2.1.2 Services & Appointments
 - LNS2.1.3 Billing & Payments FAQ
 - LNS2.1.4 Offline & Online Account FAQ
 - LNS2.1.5 Water Service FAQ
 - LNS2.1.6 Search Results
 - LNS2.1.4 Water FAQ
 - LIA1.1.6 FAQ
 - LIA4.1.2 Current Openings
 - LIA4.3.2 FAQ
 - LNS4.1 Press & Announcements
 - LNS4.2 Publications
 - LIA3.1 Press & Announcements
 - LIA3.2 Publications
-

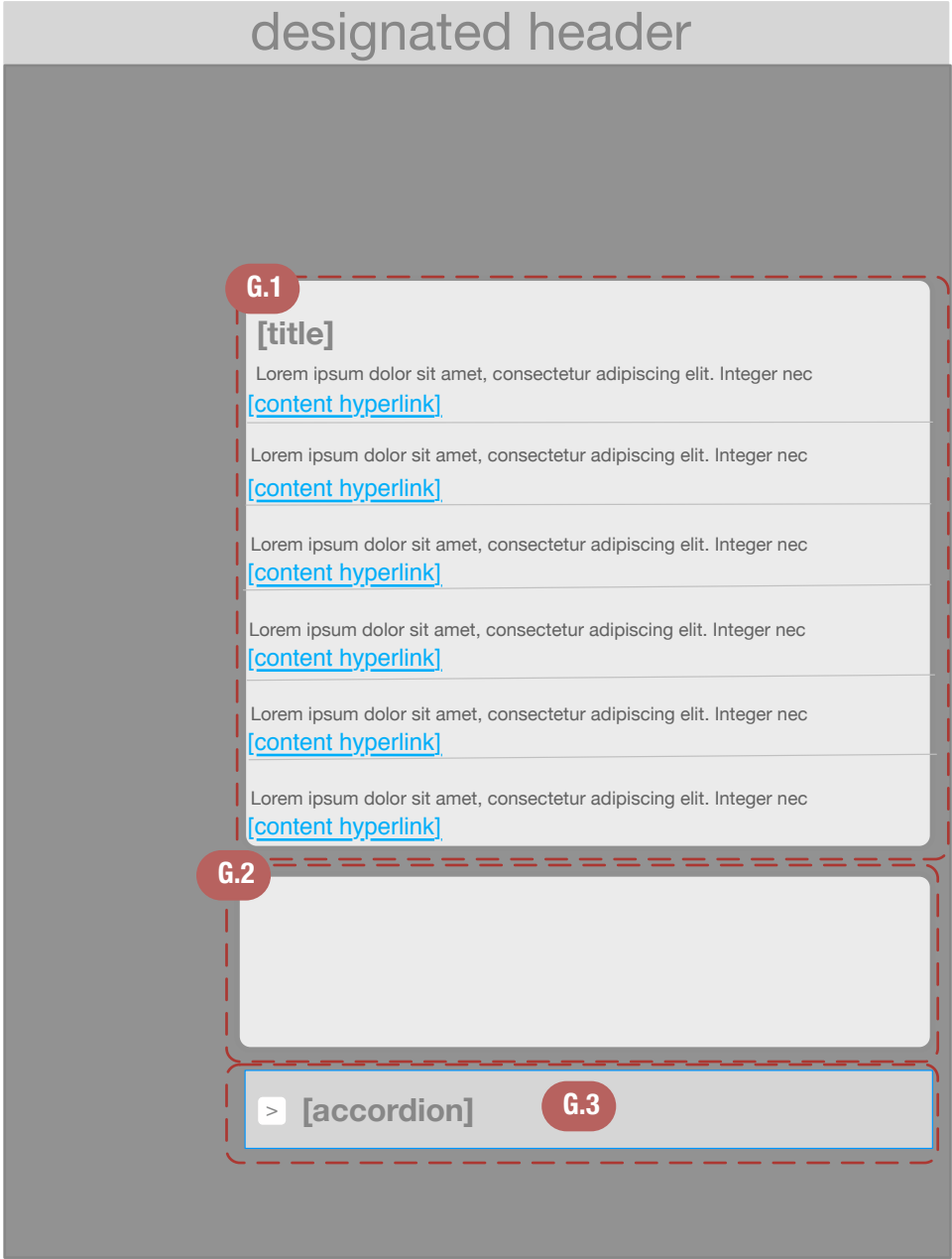


United Water

Wireframes: G

Desktop/Tablet/Mobile

Template G Desktop



Template G (Desktop)

This shows how template G: ‘Interactive Lists’ will work on desktop devices.

Message States

L1.4.2. Account Information: “Are you sure you want to delete account?”

Unique Widgets

L2.2. Contact Customer Service widget

L1.4.2. Account Information: content module widget

4.1.2. Current Openings: ‘narrow your search’ widget

4.3.1. Events: content module widget

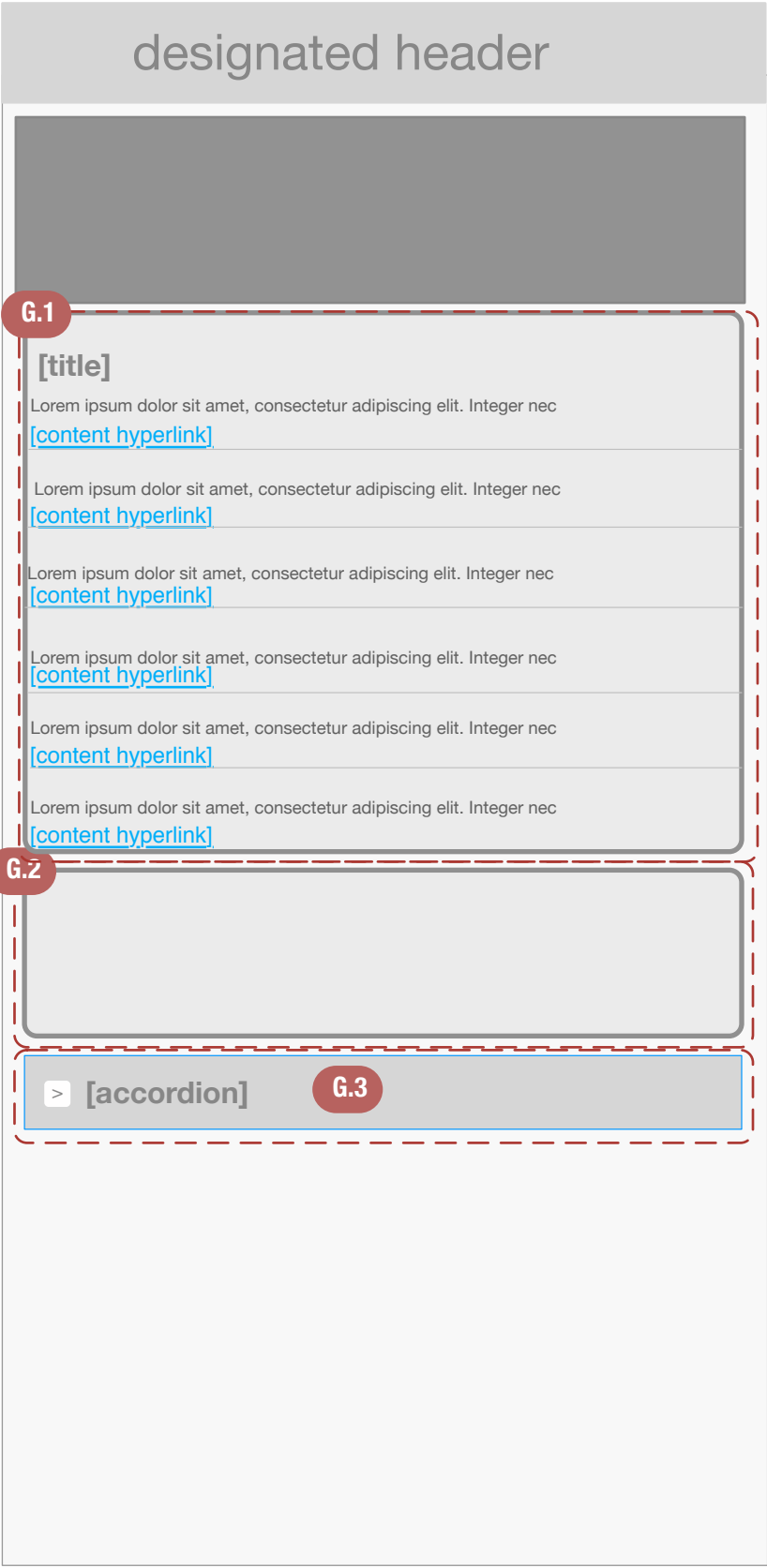
annotations

G.1. Interactive lists related module. Review proceeding wireframes for content. The interactive lists contain (a) header (b) hyperlink. They can contain (a) relevant information (b) functional elements (c) optional copy

G.2. Flex module space. Note: within the ‘news’ section, this area comes before the listed content.

G.3. Accordion to expose content related information

Template G Tablet



Template G (Tablet)

This shows how template G: ‘Interactive Lists’ will work on tablet devices.

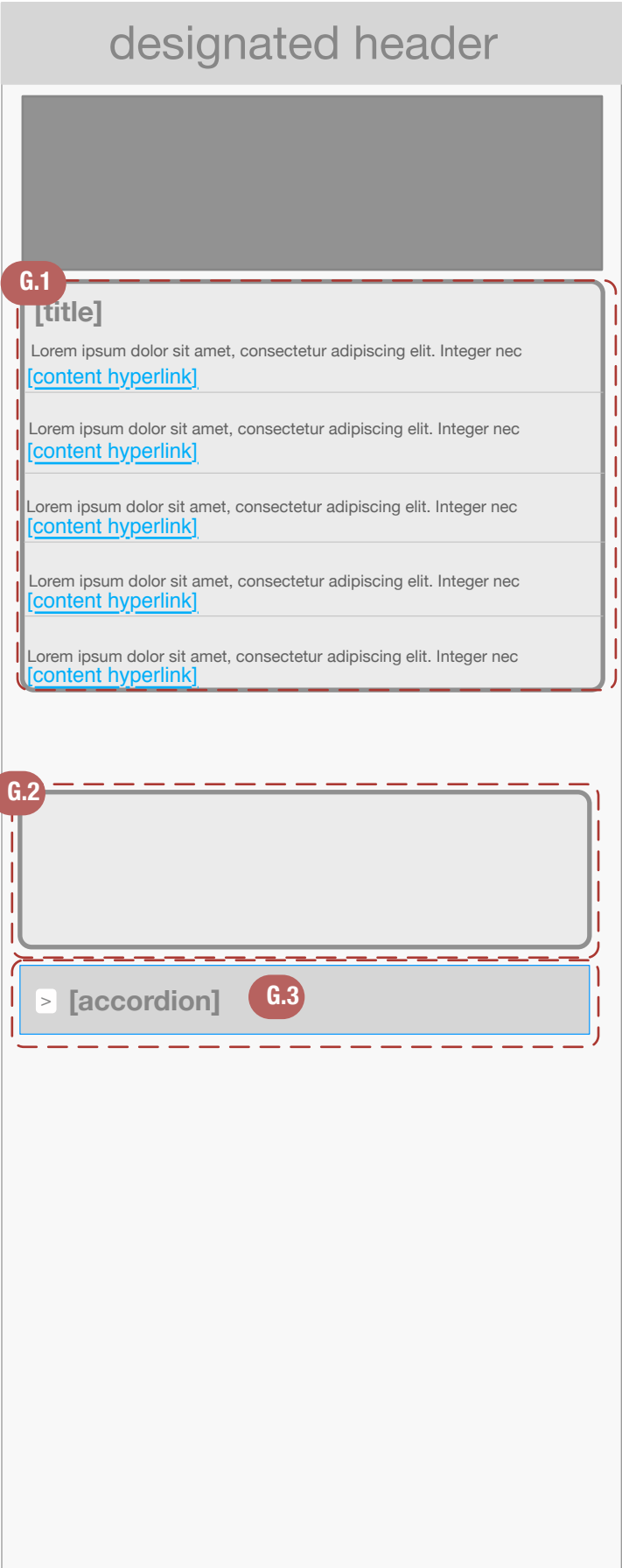
Message States
L1.4.2. Account Information: “Are you sure you want to delete account?”

Unique Widgets
L2.2. Contact Customer Service widget
L1.4.2. Account Information: content module widget
4.1.2. Current Openings: ‘narrow your search’ widget
4.3.1. Events: content module widget

annotations

- G.1. Interactive lists related module. Review proceeding wireframes for content. The interactive lists contain (a) header (b) hyperlink. They can contain (a) relevant information (b) functional elements (c) optional copy
- G.2. Flex module space. Note: within the ‘news’ section, this area comes before the listed content.
- G.3. Accordion to expose content related information

Template G Mobile



annotations

- G.1. Interactive lists related module. Review proceeding wireframes for content. The interactive lists contain (a) header (b) hyperlink. They can contain (a) relevant information (b) functional elements (c) optional copy
- G.2. Flex module space. Note: within the 'news' section, this area comes before the listed content.
- G.3. Accordion to expose content related information

Template G (Mobile)

This shows how template G: 'Interactive Lists' will work on mobile devices.

Message States
L1.4.2. Account Information: "Are you sure you want to delete account?"

Unique Widgets
L2.2. Contact Customer Service widget
L1.4.2. Account Information: content module widget
4.1.2. Current Openings: 'narrow your search' widget
4.3.1. Events: content module widget



United Water

Wireframes: G

Desktop & Mobile

L1.4.2. Account Information (Delete Account)

designated header

navigation

account information

Lorem ipsum dolor sit amet, consectetur adipiscing elit. In vel ligula in velit feugiat ultricies. Vivamus id sem a velit maximus volutpat et eget mauris.

service address

1

2

3

4

primary account

1

nick name one

edit

[Account Number]

cancel

5

Are you sure you want to delete this account? This does not stop service. Continue to the stop service if that is your intention.

stop water

2

nick name two

edit

[Account Number]

delete

3

nick name three

edit

[Account Number]

delete

4

nick name four

edit

[Account Number]

delete

5

nick name five

edit

[Account Number]

delete

6

nick name six

edit

[Account Number]

delete

+ add an account

promo spot

Lorem ipsum dolor sit amet, consectetur adipiscing elit.

find out more

promo spot

Lorem ipsum dolor sit amet, consectetur adipiscing elit.

find out more

> account information FAQs

annotations

Template G

- 1. 'up/down' arrows re-arrange the order that the accounts appear. This reflects on the tab order for the 'My Account' screens.
- 2. 'edit' hyperlink changes the copy for the 'account nickname' and the 'edit' link becomes a 'save' link.
- 3. 'cancel' account hyperlink cancels deleting the account.
- 4. 'primary account' row with checkmark for the user to select the 'primary account' they want to use. Primary account can be changed upon 'edit' selection.
- 5. 'stop water' button takes the user to the 'Water Service: Stop Service (step 1)' screen.
- 6. 'add an account' button takes the user to the 'Add Account' screen.

Lorem ipsum dolor sit amet, consectetur adipiscing elit. In vel
 ligula in velit feugiat ultricies. Vivamus id sem a velit maximus
 volutpat et eget mauris.

Lorem ipsum dolor sit amet?

[read more](#)[read more](#)

[> my info](#) [FAQ](#)

1. Hyperlinks take the user into detail pages. List is contingent based on total amount of content items.

L2.1.1 Emergency Info

designated header

navigation

emergency info

Lorem ipsum dolor sit amet, consectetur adipiscing elit. In vel ligula in velit feugiat ultricies. Vivamus id sem a velit maximus volutpat et eget mauris.

[Lorem ipsum dolor sit amet?](#)

1

[Lorem ipsum dolor sit amet?](#)

[Lorem ipsum dolor sit amet?](#)

[Lorem ipsum dolor sit amet?](#)

[Lorem ipsum dolor sit amet?](#)

lorem ipsum

Lorem ipsum dolor sit amet, consectetur adipiscing elit. Integer nec odio. Praesent libero. Sed cursus ante dapibus diam. Sed

[read more](#)

lorem ipsum

Lorem ipsum dolor sit amet, consectetur adipiscing elit. Integer nec odio. Praesent libero. Sed cursus ante dapibus diam. Sed

[read more](#)

> emergency info FAQ

annotations

Template G
1. Hyperlinks take the user to a detail screen.

L2.1.6. FAQ Search

designated header

navigation

FAQ search

Lorem ipsum dolor sit amet, consectetur adipiscing elit. In vel ligula in velit feugiat ultricies. Vivamus id sem a velit maximus volutpat et eget mauris.

1

submit

top searched questions

emergency info

[Lorem ipsum dolor sit amet?](#)

[Lorem ipsum dolor sit amet?](#)

[Lorem ipsum dolor sit amet?](#)

website & online account

[Lorem ipsum dolor sit amet?](#)

[Lorem ipsum dolor sit amet?](#)

water shut-off

[Lorem ipsum dolor sit amet?](#)

lorem ipsum

Lorem ipsum dolor sit amet, consectetur adipiscing elit. Integer nec odio. Praesent libero. Sed cursus ante dapibus diam. Sed

[read more](#)

lorem ipsum

Lorem ipsum dolor sit amet, consectetur adipiscing elit. Integer nec odio. Praesent libero. Sed cursus ante dapibus diam. Sed

[read more](#)

> common search items

annotations

Template G

- 1. 'search' box for the user to enter in the subject matter they have a question about.

L2.1.6. FAQ Search Results

designated header

navigation

FAQ search

>Lorem ipsum dolor sit amet, consectetur adipiscing elit. In vel ligula in velit feugiat ultricies. Vivamus id sem a velit maximus volutpat et eget mauris.

loreum ipsum

1

submit

search results

emergency info

[Lorem ipsum dolor sit amet?](#)

[Lorem ipsum dolor sit amet?](#)

[Lorem ipsum dolor sit amet?](#)

website & online account

[Lorem ipsum dolor sit amet?](#)

[Lorem ipsum dolor sit amet?](#)

water shut-off

[Lorem ipsum dolor sit amet?](#)

loreum ipsum

>Lorem ipsum dolor sit amet, consectetur adipiscing elit. Integer nec odio. Praesent libero. Sed cursus ante dapibus diam. Sed

[read more](#)

loreum ipsum

>Lorem ipsum dolor sit amet, consectetur adipiscing elit. Integer nec odio. Praesent libero. Sed cursus ante dapibus diam. Sed

[read more](#)

> common search items

annotations

Template G

1. ‘search’ box for the user to enter in the subject matter they have a question about.

L2.2. Water Saving Tips

designated header

navigation

water saving tips

Lorem ipsum dolor sit amet, consectetur adipiscing elit. In vel ligula in velit feugiat ultricies. Vivamus id sem a velit maximus volutpat et eget mauris.

interested in a particular topic?

Lorem ipsum dolor sit amet consectetur nonummy lorenzino. Lorem ipsum dolor sit amet consectetur nonummy lorenzino.

current hot topics

HOT TOPIC NO. 1

+ view

1

HOT TOPIC NO. 2

+ view

HOT TOPIC NO. 3

+ close

Lorem ipsum dolor sit amet, consectetur adipiscing elit. Integer nec odio. Praesent libero. Sed cursus ante dapibus diam. Sed nisi. Nulla quis sem at nibh elementum imperdiet. Duis sagittis ipsum. Praesent mauris. Fusce nec tellus sed augue semper porta. Mauris massa. Vestibulum lacinia arcu eget nulla. Class aptent taciti sociosqu ad litora torquent per conubia nostra, per inceptos himenaeos. Curabitur sodales ligula in libero. Sed

view all

2

[seasonal article]

Lorem ipsum dolor sit amet, consectetur adipiscing elit. Integer nec odio. Praesent libero. Sed cursus ante dapibus diam. Sed

read more

[seasonal article]

Lorem ipsum dolor sit amet, consectetur adipiscing elit. Integer nec odio. Praesent libero. Sed cursus ante dapibus diam. Sed

read more

annotations

Template G

- 1. ‘view’ hyperlink opens the related content within an accordion.
- 2. ‘view all’ hyperlink takes the user to the ‘FAQ Search’ screen with relevant ‘conservation’ topics.

3.1. Press & Announcements

designated header

navigation

press & announcements

>Lorem ipsum dolor sit amet, consectetur adipiscing elit. In vel ligula in velit feugiat ultricies. Vivamus id sem a velit maximus volutpat et eget mauris.

lore ipsum

>Lorem ipsum dolor sit amet, consectetur adipiscing elit. Integer nec odio. Praesent libero. Sed cursus ante dapibus diam. Sed

[read more](#)

lore ipsum

>Lorem ipsum dolor sit amet, consectetur adipiscing elit. Integer nec odio. Praesent libero. Sed cursus ante dapibus diam. Sed

[read more](#)

view all publications & announcement articles

June

[\[article title\]](#)

[month, day, year]

May

[\[article title\]](#)

[month, day, year]

[\[article title\]](#)

[month, day, year]

April

[\[article title\]](#)

[month, day, year]

[< 1 2 3 >](#)

Template C

- 1. '[article title]' hyperlink takes the user to a detail news screen.
- 2. Pagination mechanism to sort through publications & announcement articles.

3.2. Publications

designated header

navigation

publications

>Lorem ipsum dolor sit amet, consectetur adipiscing elit. In vel ligula in velit feugiat ultricies. Vivamus id sem a velit maximus volutpat et eget mauris.

loreum ipsum

>Lorem ipsum dolor sit amet, consectetur adipiscing elit. Integer nec odio. Praesent libero. Sed cursus ante dapibus diam. Sed

[read more](#)

loreum ipsum

>Lorem ipsum dolor sit amet, consectetur adipiscing elit. Integer nec odio. Praesent libero. Sed cursus ante dapibus diam. Sed

[read more](#)

view all publications

[month]

[\[article title\]](#)

1

[month, day, year]

[month]

[\[article title\]](#)

[month, day, year]

[month]

[\[article title\]](#)

[month, day, year]

< 1 2 3 >

2

Template G

1. '[article title]' hyperlink takes the user to a detail news screen.

2. Pagination mechanism to sort through publications.

Mobile: Template G



annotations

Template G

- 1. 'search' box for the user to enter in the subject matter they have a question about.
- 2. Hyperlink bars to related content.